



# Gyokucho Razorsaw

## Product information

In pursuit of ideal quality, RAZORSAW always endeavors to promote technological innovation

ENGLISH VERSION



**Gyokucho Co., Ltd. JAPAN**

58-14, OMURA, MIKI-CITY,  
HYOGO-PREF. 673-0404 JAPAN

TEL +81-(0)794-83-2277

FAX +81-(0)794-83-3479

<http://www.gyokucho.co.jp/>

<http://www.razorsaw.co.jp/>

E-mail : [info@gyokucho.co.jp](mailto:info@gyokucho.co.jp)

DISTRIBUTED BY



Gyokucho co.,ltd.

# Choose a Razorsaw that fits your needs!

Razorsaw is varying according to type of work a hand and the material to be cut. You should purchase a saw that is suited to your needs. Please feel free to contact us if you have any questions about our saws and their uses.




**01** Gyokucho SERIES NEW PRODUCTS  
**02** Razorsaw SERIES Folding  
**03** Razorsaw SERIES Select  
**04** Razorsaw SERIES 180mm  
**05** Razorsaw SERIES Timberman's

- |                                     |   |   |   |  |            |
|-------------------------------------|---|---|---|--|------------|
| ISSUN BOSHI<br>Hipper<br>Siding Saw | P03 All Purpose<br>P03 Trimming<br>P03 Fine Cutting | P04 200/250/300 KARIWAKU<br>P04 200/250/300 TAKEHIKI<br>P04 200/250 JUSHI<br>200/250/300 NAMAKI<br>200/250/300 SENTEI<br>200/250/300 KAJU | P05 180 USUBA<br>P05 180 RYOBA<br>P05 180 KOMAME<br>P06 180 ATSUBA<br>P06 180 JUSHI<br>P06 180 DOZUKI | P07 ANZEN KARIWAKU<br>P07 KARIWAKU<br>P08<br>P08<br>P08<br>P08 | P09<br>P09 |
|-------------------------------------|---|---|---|--|------------|



**06** Razorsaw SERIES Cross-Cut  
**07** Razorsaw SERIES Green Wood Pruning  
**08** Razorsaw SERIES Bamboo  
**09** Razorsaw SERIES Double Edge  
**10** Razorsaw SERIES 0.3mm

- |                                      |   |   |                                 |  |  |
|--------------------------------------|---|---|---------------------------------|--|--|
| SUPER HARD<br>PROTON POWER SAW<br>05 | P10 Super Kenryu<br>P10 Pole Saw<br>P10 Super Kenryu with a wooden sheath<br>KOBIKI<br>MEGUMI | P11 TAKEHIKI NOKO<br>P11 TAKEHIKI NOKO Eva Grip<br>P12<br>P12 | P13 SEIUN SAKU<br>P13 BLUE HARD | P14 Flush Cutting Saw<br>P14 Tatebiki<br>A,ZA<br>DOZUKI(WIDE TYPE)<br>Razor Gold A,ZA<br>SUN CHILD | P15<br>P15<br>P15<br>P16<br>P16<br>P16 |
|--------------------------------------|---|---|---------------------------------|--|--|



**11**  
How to choose  
P17

**12**  
Feature  
P18



# 01

Gyokucho  
NEW PRODUCTS


## Gyokucho Razorsaw

In pursuit of ideal quality, RAZORSAW always endeavors to promote technological innovation

**New Products:** These New Products are a new breed of unique performance designs.

### ISSUN BOSHI

Art No.1160




Art.NO.	ITEM	Blade Length	Blade Thickness	Teeth Pitch	Use/Feature
1160	ISSUN BOSHI	80mm	0.45mm	1.3mm	General Lumber PVC Pipe, Bamboo
S-1160	Spare Blade for ISSUN BOSHI				



### Hipper


Art No.TH001



Art.NO.	ITEM	Blade Length	Blade Thickness	Teeth Pitch	Use/Feature
TH001	HIPPER	150mm	0.9mm	1.7mm	Keyhole Saw (Pull stroke)
TH002	Spare Blade for HIPPER				
TH004	Spare Blade for HIPPER	100mm	0.9mm	1.7mm	Keyhole Saw (Push stroke)



### Siding Saw



Art.No.TA001

Art.NO.	ITEM	Blade Length	Blade Thickness	Teeth Pitch	Use/Feature
TA001	Siding Saw	250mm	0.7mm	1.5mm	Hard Plastic, Ceramic Board, Plasterboard
TA002	Spare Blade for Siding Saw				




# 02

Razorsaw  
Folding Saw  
SERIES


## Gyokucho Razorsaw

In pursuit of ideal quality, RAZORSAW always endeavors to promote technological innovation

**Folding:** Folding Saws are great for safely transporting to the work site and for safe storage in the tool box. Our folding saws can be obtained with three different tooth patterns to meet every need.



Art.NO.	ITEM	Blade Length	Blade Thickness	Teeth Pitch	Use/Feature
810	Folding Saw 200 All purpose	200mm	0.7mm	2.2mm	General Lumber, Plywood, Laminated Lumber, Green Wood, Bamboo, PVC Pipe
S-810	Spare Blade for Folding Saw 200 All purpose				
812	Folding Saw 250 All purpose	250mm	0.8mm	2.5mm	
S-812	Spare Blade for Folding Saw 250 All purpose				



Art.NO.	ITEM	Blade Length	Blade Thickness	Teeth Pitch	Use/Feature
811	Folding Saw 200 Trimming	200mm	0.8mm	2.6~3.5mm	Green Wood, General Lumber, Carpentry
S-811	Spare Blade for Folding Saw 200 Trimming				
813	Folding Saw 250 Trimming	250mm	0.85mm	2.7~3.6mm	
S-813	Spare Blade for Folding Saw 250 Trimming				



Art.NO.	ITEM	Blade Length	Blade Thickness	Teeth Pitch	Use/Feature
814	Folding Saw 200 Fine Cutting	200mm	0.7mm	1.5mm	Bamboo Materials, General Lumber, Plywood
S-814	Spare Blade for Folding Saw 200 Fine Cutting				
815	Folding Saw 250 Fine Cutting	250mm	0.8mm	1.7mm	
S-815	Spare Blade for Folding Saw 250 Fine Cutting				



# 03

Razorsaw  
**Select**  
SERIES

## Gyokucho Razorsaw

In pursuit of ideal quality, RAZORSAW always endeavors to promote technological innovation



NEW PRODUCTS

Folding Saw

Select

180mm

Timberman's Saw

Cross-Cut

Green Wood & Pruning Saw

Bamboo Saw

Double Edge

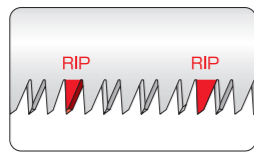
0.3mm

How to choose

Feature




### Select 200/250/300 KARIWAKU



Art.NO.	ITEM	Blade Length	Blade Thickness	Teeth Pitch	Use/Feature
153	SELECT 200 KARIWAKU	200mm	0.7mm	2.2mm	Composite Panel, Beam, PVC Pipe, Square Lumber (With a Sheath)
S-153	Spare Blade for SELECT 200 KARIWAKU				
163	SELECT 250 KARIWAKU	250mm	0.7mm	2.5mm	
S-163	Spare Blade for SELECT 250 KARIWAKU				
173	SELECT 300 KARIWAKU	300mm	0.8mm	3.0mm	
S-173	Spare Blade for SELECT 300 KARIWAKU				




### Select 200/250/300 TAKEHIKI



Art.NO.	ITEM	Blade Length	Blade Thickness	Teeth Pitch	Use/Feature
152	SELECT 200 TAKEHIKI	200mm	0.7mm	1.5mm	Bamboo (With a Sheath)
S-152	Spare Blade for SELECT 200 TAKEHIKI				
162	SELECT 250 TAKEHIKI	250mm	0.7mm	1.7mm	
S-162	Spare Blade for SELECT 250 TAKEHIKI				
172	SELECT 300 TAKEHIKI	300mm	0.8mm	1.9mm	
S-172	Spare Blade for SELECT 300 TAKEHIKI				



### Select 200/250 JUSHI



Art.NO.	ITEM	Blade Length	Blade Thickness	Teeth Pitch	Use/Feature
151	SELECT 200 JUSHI	200mm	0.7mm	1.5mm	PVC Pipe, Plastic (With a Sheath)
S-151	Spare Blade for SELECT 200 JUSHI				
161	SELECT 250 JUSHI	250mm	0.7mm	1.5mm	
S-161	Spare Blade for SELECT 250 JUSHI				

# 03

Razorsaw  
**Select**  
SERIES



**Select:** The Select saws are especially designed for professionals working in the field. A locking mechanism incorporated in the sheath allows the saw to be carried securely on a belt, yet easily removed with one hand whenever needed.



NEW PRODUCTS

Folding Saw

Select

180mm

Timberman's Saw

Cross-Cut

Green Wood & Pruning Saw

Bamboo Saw

Double Edge

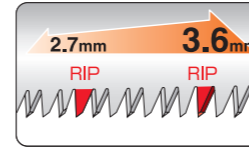
0.3mm

How to choose

Feature



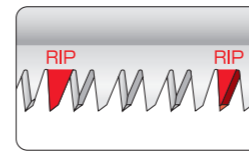
### Select 200/250/300 NAMAKI



Art.NO.	ITEM	Blade Length	Blade Thickness	Teeth Pitch	Use/Feature
154	SELECT 200 NAMAKI	200mm	0.8mm	2.6~3.5mm	Orchard, Forestry, Gardening (With a Sheath)
S-154	Spare Blade for SELECT 200 NAMAKI				
164	SELECT 250 NAMAKI	250mm	0.8mm	2.7~3.6mm	
S-164	Spare Blade for SELECT 250 NAMAKI				
174	SELECT 300 NAMAKI	300mm	0.85mm	3.1~3.9mm	
S-174	Spare Blade for SELECT 300 NAMAKI				



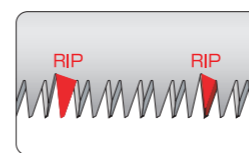
### Select 200/250/300 SENTEI



Art.NO.	ITEM	Blade Length	Blade Thickness	Teeth Pitch	Use/Feature
155	SELECT 200 SENTEI	200mm	1.1mm	3.0mm	Orchard, Forestry, Gardening (With a Sheath)
S-155	Spare Blade for SELECT 200 SENTEI				
165	SELECT 250 SENTEI	250mm	1.1mm	4.0mm	
S-165	Spare Blade for SELECT 250 SENTEI				
175	SELECT 300 SENTEI	300mm	1.1mm	4.0mm	
S-175	Spare Blade for SELECT 300 SENTEI				



### Select 200/250/300 KAJU



Art.NO.	ITEM	Blade Length	Blade Thickness	Teeth Pitch	Use/Feature
156	SELECT 200 KAJU	200mm	0.7mm	2.2mm	Orchard, Pruning (With a Sheath)
S-156	Spare Blade for SELECT 200 KAJU				
166	SELECT 250 KAJU	250mm	0.7mm	2.5mm	
S-166	Spare Blade for SELECT 250 KAJU				
176	SELECT 300 KAJU	300mm	0.8mm	2.5mm	
S-176	Spare Blade for SELECT 300 KAJU				

# 04

Razorsaw  
**180mm**  
SERIES



## Gyokucho Razorsaw

In pursuit of ideal quality, RAZORSAW always endeavors to promote technological innovation

# 180 SERIES

**180mm:** The 180mm compact series are a new breed of high performance Japanese Saws :compact enough to fit into any tool box.



Art.No.290

## 180 USUBA


Art.NO.	ITEM	Blade Length	Blade Thickness	Teeth Pitch	Use/Feature
290	RAZORSAW 180 USUBA	180mm	0.3mm	1.5mm	General Lumber, Plywood, Bamboo
S-290	Spare Blade for RAZORSAW 180 USUBA				



Art.No.291

## 180 RYOBA

Art.NO.	ITEM	Blade Length	Blade Thickness	Teeth Pitch	Use/Feature
291	RAZORSAW 180 RYOBA	180mm	0.5mm	1.5mm	General Lumber, Plywood, Laminated Lumber
S-291	Spare Blade for RAZORSAW 180 RYOBA				



Art.No.292

## 180 KOMAME


Art.NO.	ITEM	Blade Length	Blade Thickness	Teeth Pitch	Use/Feature
292	RAZORSAW 180 KOMAME	180mm	0.3mm	1.0mm	General Lumber, Extremely Fine Surface Finish
S-292	Spare Blade for RAZORSAW 180 KOMAME				



Art.No.293

## 180 ATSUBA


Art.NO.	ITEM	Blade Length	Blade Thickness	Teeth Pitch	Use/Feature
293	RAZORSAW 180 ATSUBA	180mm	0.5mm	1.5mm	General Lumber, Plywood, Laminated Lumber
S-293	Spare Blade for RAZORSAW 180 ATSUBA				



Art.No.295

## 180 JUSHI

Art.NO.	ITEM	Blade Length	Blade Thickness	Teeth Pitch	Use/Feature
295	RAZORSAW 180 JUSHI	180mm	0.3mm	1.5mm	Accurate Dovetail cut, Hard Plastic
S-295	Spare Blade for RAZORSAW 180 JUSHI				



Art.No.297

## 180 DOZUKI

Art.NO.	ITEM	Blade Length	Blade Thickness	Teeth Pitch	Use/Feature
297	RAZORSAW 180 DOZUKI	180mm	0.3mm	1.0mm	General Lumber, Extremely Fine Surface Finish
S-297	Spare Blade for RAZORSAW 180 DOZUKI				



**Timberman's:** Timberman's Saws are used to cut timber, post, beam and other large size carpentry.



Art.No.551

### ANZEN KARIWAKU

Art.NO.	ITEM	Blade Length	Blade Thickness	Teeth Pitch	Use/Feature
550	ANZEN KARIWAKU 240 EVA GRIP	240mm	0.7mm	2.5mm	Plywood, Log, Post, PVC Pipe, (With a Sheath)
S-525	Spare Blade for ANZEN KARIWAKU 240				
551	ANZEN KARIWAKU 270 EVA GRIP	270mm	0.7mm	2.5mm	
S-530	Spare Blade for ANZEN KARIWAKU 270				
552	ANZEN KARIWAKU 300 EVA GRIP	300mm	0.8mm	3.0mm	
S-535	Spare Blade for ANZEN KARIWAKU 300				



Art.No.507

### KARIWAKU

Art.NO.	ITEM	Blade Length	Blade Thickness	Teeth Pitch	Use/Feature
501	RAZORSAW KARIWAKU 300 EVA GRIP	300mm	0.8mm	3.0mm	Log, Beam, Post
S-501	Spare Blade for RAZORSAW KARIWAKU 300				
507	RAZORSAW KARIWAKU 330 EVA GRIP	330mm	0.8mm	3.0mm	
S-507	Spare Blade for RAZORSAW KARIWAKU 330				



**Cross-Cut:** The Cross-Cut, with a short metal spline, are designed to easily cut a variety of large and deep material. They cut very rapidly and leave an excellent finish.



Art.No.410



Art.No.453

### SUPER HARD

Art.NO.	ITEM	Blade Length	Blade Thickness	Teeth Pitch	Use/Feature
410	SUPER HARD 06-240	240mm	0.6mm	1.5mm	General Lumber, Composite material
412	SUPER HARD 06-240 EVA GRIP				
S-410	Spare Blade for SUPER HARD 06-240	270mm	0.6mm	1.7mm	
450	SUPER HARD 06-270				
453	SUPER HARD 06-270 EVA GRIP	270mm	0.6mm	1.7mm	
S-450	Spare Blade for SUPER HARD 06-270				



Art.No.400



Art.No.405

### PROTON POWER SAW

Art.NO.	ITEM	Blade Length	Blade Thickness	Teeth Pitch	Use/Feature
400	PROTON POWER SAW IBARAME	240mm	0.6mm	1.9mm	General Lumber, Composite material
S-400	Spare Blade for PROTON POWER SAW IBARAME				
405	PROTON POWER SAW EDOME	240mm	0.6mm	1.7mm	
S-405	Spare Blade for PROTON POWER SAW EDOME				



Art.No.105

### 05

Art.NO.	ITEM	Blade Length	Blade Thickness	Teeth Pitch	Use/Feature
105	RAZORSAW 05	255mm	0.5mm	1.3mm	General Lumber, Composite material
S-105	Spare Blade for RAZORSAW 05				

# 07

Razorsaw  
**Green Wood & Pruning Saw**  
SERIES

## Gyokucho Razorsaw

In pursuit of ideal quality, RAZORSAW always endeavors to promote technological innovation




**Green Wood Pruning:** Saws for cutting green wood and for pruning require a blade designed especially for pruning fruit trees, trimming and forestry.



Art.No.742

### Super Kenryu

Art.NO.	ITEM	Blade Length	Blade Thickness	Teeth Pitch	Use/Feature
740	SUPER KENRYU 210 EVA GRIP	210mm	1.1mm	3.0mm	Orchard, Forestry, Pruning (With a Sheath)
S-791	Spare Blade for SUPER KENRYU 210				
741	SUPER KENRYU 240 EVA GRIP	240mm	1.1mm	4.0mm	
S-792	Spare Blade for SUPER KENRYU 240				
742	SUPER KENRYU 270 EVA GRIP	270mm	1.1mm	4.0mm	
S-793	Spare Blade for SUPER KENRYU 270				
743	SUPER KENRYU 300 EVA GRIP	300mm	1.1mm	4.0mm	
S-794	Spare Blade for SUPER KENRYU 300				
745	SUPER KENRYU 270 KOMAME EVA GRIP	270mm	0.7mm	2.5mm	Orchard, Forestry, Pruning (With a Sheath)
S-745	Spare Blade for SUPER KENRYU 270 KOMAME				



Art.No.782

Art.No.783

### Pole Saw

Art.NO.	ITEM	Blade Length	Blade Thickness	Teeth Pitch	Use/Feature
782	SUPER KENRYU POLE SAW 3.4m	300mm	1.1mm	4.0mm	Orchard, Pruning (With a stretch Pole)
S782	Spare Blade for SUPER KENRYU POLE SAW 3.4m				
783	SUPER KENRYU POLE SAW 1.9m	240mm	1.1mm	4.0mm	
S783	Spare Blade for SUPER KENRYU POLE SAW 1.9m				

# 07

Razorsaw  
**Green Wood & Pruning Saw**  
SERIES



Art.No.742W

### Super Kenryu with a wooden sheath

Art.NO.	ITEM	Blade Length	Blade Thickness	Teeth Pitch	Use/Feature
741W	SUPER KENRYU 240	240mm	1.1mm	4.0mm	Orchard, Forestry, Pruning (with a wooden sheath)
S-792	Spare Blade for SUPER KENRYU 240				
742W	SUPER KENRYU 270	270mm	1.1mm	4.0mm	
S-793	Spare Blade for SUPER KENRYU 270				



Art.No.721

### KOBIKI

Art.NO.	ITEM	Blade Length	Blade Thickness	Teeth Pitch	Use/Feature
719	KOBIKI 270	270mm	0.8mm	3.2mm~4.0mm	The Trunk, Branch for Forestry work (With a wooden Sheath)
S-719	Spare Blade for KOBIKI 270				
720	KOBIKI 300	300mm	0.9mm	3.2mm~4.0mm	
S-720	Spare Blade for KOBIKI 300				
721	KOBIKI 330	330mm	1.0mm	3.5mm~4.5mm	
S-721	Spare Blade for KOBIKI 330				



Art.No.1074

### MEGUMI

Art.NO.	ITEM	Blade Length	Blade Thickness	Teeth Pitch	Use/Feature
1064	MEGUMI USUBA	330mm	0.6mm	2.5mm	Fruit Tree
S-1064	Spare Blade for MEGUMI USUBA				
1074	MEGUMI ATSUBA	330mm	0.7mm	3.0mm	
S-1074	Spare Blade for MEGUMI ATSUBA				



**Bamboo:** The Bamboo Saws are especially designed to cut bamboo without tearing the outer fiber of the stock.



### TAKEHIKI NOKO

Art.NO.	ITEM	Blade Length	Blade Thickness	Teeth Pitch	Use/Feature
420	TAKEHIKI NOKO 240	240mm	0.6mm	1.7mm	Bamboo Craft work
421	TAKEHIKI NOKO 240 EVA GRIP				
S-420	Spare Blade for TAKEHIKI NOKO 240				
424	TAKEHIKI NOKO 330 EVA GRIP	330mm	0.8mm	2.5mm	Pruning and harvesting Bamboo
S-424	Spare Blade for TAKEHIKI NOKO 330				



### TAKEHIKI NOKO EVA GRIP

Art.NO.	ITEM	Blade Length	Blade Thickness	Teeth Pitch	Use/Feature
733	TAKEHIKI NOKO 210 EVA GRIP	210mm	0.7mm	1.7mm	Pruning and harvesting Bamboo (With a Sheath)
S-732	Spare Blade for TAKEHIKI NOKO 210				
734	TAKEHIKI NOKO 240 EVA GRIP	240mm	0.7mm	1.7mm	
S-731	Spare Blade for TAKEHIKI NOKO 240				
735	TAKEHIKI NOKO 270 EVA GRIP	270mm	0.7mm	1.7mm	
S-730	Spare Blade for TAKEHIKI NOKO 270				
736	TAKEHIKI NOKO 300 EVA GRIP	300mm	0.8mm	2.5mm	
S-736	Spare Blade for TAKEHIKI NOKO 300				



**Double Edge:** Double Edge Saws (Ryoba Noko Giri) are the mainstay of the Japanese woodworker. One edge is used for ripping and the other for crosscutting. These saws are recommended for general purpose woodworking and cabinetmaking.



### SEIUN SAKU

Art.NO.	ITEM	Blade Length	Blade Thickness	Teeth Pitch	Use/Feature
605	SEIUN SAKU 210	210mm	0.45mm	1.5mm	General Lumber, Cabinetmaking
S-605	Spare Blade for SEIUN SAKU 210				
610	SEIUN SAKU 240	240mm	0.5mm	1.7mm	
S-610	Spare Blade for SEIUN SAKU 240				
615	SEIUN SAKU 270	270mm	0.6mm	2.5mm	General Lumber, Carpentry
S-615	Spare Blade for SEIUN SAKU 270				
616	SEIUN SAKU 300	300mm	0.7mm	3.0mm	
S-616	Spare Blade for SEIUN SAKU 300				
611	SEIUN SAKU KOMAME 240	240mm	0.45mm	1.3mm	General Lumber, Cabinetmaking
S-611	Spare Blade for SEIUN SAKU KOMAME 240				



### BLUE HARD

Art.NO.	ITEM	Blade Length	Blade Thickness	Teeth Pitch	Use/Feature
649	BLUE HARD 210	210mm	0.45mm	1.5mm	General Lumber, Cabinetmaking
S-649	Spare Blade for BLUE HARD 210				
650	BLUE HARD 240	240mm	0.5mm	1.7mm	
S-650	Spare Blade for BLUE HARD 240				
655	BLUE HARD 270	270mm	0.6mm	2.5mm	General Lumber, Carpentry
S-655	Spare Blade for BLUE HARD 270				
651	BLUE HARD KOMAME 240	240mm	0.45mm	1.3mm	General Lumber, Cabinetmaking
S-651	Spare Blade for BLUE HARD KOMAME 240				



# 10

Razorsaw  
**0.3mm**  
SERIES



## Gyokucho Razorsaw

In pursuit of ideal quality, RAZORSAW always endeavors to promote technological innovation



Art.No.1151

Art.No.1150

### Flush Cutting Saw

Art.NO.	ITEM	Blade Length	Blade Thickness	Teeth Pitch	Use/Feature
1150	Flush Cutting Saw Single Edge	100mm	0.3mm	1.0mm	Dowel, Peg, Tenon
1151	Flush Cutting Saw Double Edges	125mm	0.3mm	1.0mm & 1.3mm	Dowel, Peg, Tenon



Art.No.303

### Tatebiki

Art.NO.	ITEM	Blade Length	Blade Thickness	Teeth Pitch	Use/Feature
303	RAZORSAW TATEBIKI	240mm	0.3mm	1.5mm	Accurate Dovetail Cut, General Lumber
S-303	Spare Blade for RAZORSAW TATEBIKI				



Art.No.300

### A, ZA

Art.NO.	ITEM	Blade Length	Blade Thickness	Teeth Pitch	Use/Feature
300	RAZORSAW A	240mm	0.3mm	1.5mm	Fine Surface Finish, General Lumber
301	RAZORSAW A EVA GRIP				
S-300	Spare Blade for RAZORSAW A				
306	RAZORSAW ZA	240mm	0.3mm	1.5mm	Fine Surface Finish, General Lumber
307	RAZORSAW ZA EVA GRIP				
S-306	Spare Blade for RAZORSAW ZA				

# 10

Razorsaw  
**0.3mm**  
SERIES



**0.3mm:** The 0.3mm Saws are our finest cutting saws to be used wherever a precision, finely finished surface is required.



Art.No.370

Art.No.371

### DOZUKI(WIDE TYPE)

Art.NO.	ITEM	Blade Length	Blade Thickness	Teeth Pitch	Use/Feature
370	RAZORSAW DOZUKI	240mm	0.3mm	1.0mm	Extremely Fine Surface Finish General Lumber
S-370	Spare Blade for RAZORSAW DOZUKI				
371	RAZORSAW DOZUKI WIDE TYPE	240mm	0.3mm	1.0mm	
S-371	Spare Blade for RAZORSAW DOZUKI WIDE TYPE				



Art.No.200

Art.No.202

### Razor Gold A, ZA

Art.NO.	ITEM	Blade Length	Blade Thickness	Teeth Pitch	Use/Feature
200	Razor Gold A	270mm	0.3mm	1.5mm	Fine Surface Finish General Lumber
S-200	Spare Blade for Razor Gold A				
202	Razor Gold ZA	270mm	0.3mm	1.5mm	
S-202	Spare Blade for Razor Gold ZA				



Art.No.311

### SUN CHILD

Art.NO.	ITEM	Blade Length	Blade Thickness	Teeth Pitch	Use/Feature
311	SUN CHILD	240mm	0.3mm	1.3mm	Accurate Dovetail Cut General Lumber, Hard Plastic
S-311	Spare Blade for SUN CHILD				

# 11 How to choose

## Choose a Razorsaw that fits your needs!

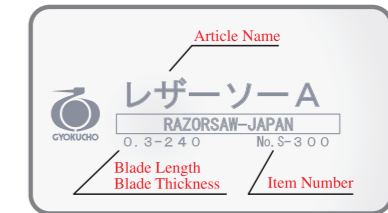
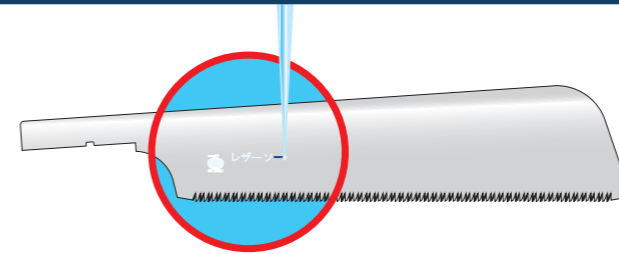
- ...Ideal
- ...Suitable

General Lumber	Composite Material	Plastic Material	Building Material	Bamboo	Green Wood
1.Board	4.Plywood	6.Decorated Plywood	9.Log	12.Harvestig	14.Branch
2.Rafter	5.Laminated Lumber	7.Acrylic	10.Post, Beam	13.Craft Work	15.Tree
3.General Lumber		8.PVC Pipe	11.Ceramic Board		16.Fruit tree

Use	ITEM	1	2	3	4	5	6	7	8	9	10	11	12	13	14	15	16
	ISSUN BOSHI																
	HIPPER																
	Siding Saw 250																
	RAZORSAW SELECT 200·250·300 KARIWAKU	○	○	○	○	○											
	RAZORSAW SELECT 200·250·300 TAKEHIKI	○	○	○	○	○											
	RAZORSAW SELECT 200·250 JUSHI							○	○	○							
	RAZORSAW SELECT 200·250·300 NAMAKI		○								○	○			○	○	○
	RAZORSAW SELECT 200·250·300 SENTEI														○	○	○
	RAZORSAW SELECT 200·250·300 KAJU														○	○	○
	RAZORSAW 180 USUBA	○			○		○	○						○			
	RAZORSAW 180 RYOBA	○	○		○	○	○										
	RAZORSAW 180 ATSUBA	○	○		○	○	○										
	RAZORSAW 180 JUSHI	○	○	○	○		○	○	○								
	RAZORSAW 180 DOZUKI	○	○	○	○	○								○			
	RAZORSAW 180 KOMAME	○	○	○	○	○									○		
	Folding Saw 200·250 All Purpose	○	○	○	○	○			○		○				○		○
	Folding Saw 200·250 Trimming		○								○				○	○	○
	Folding Saw 200·250 Fine Cutting	○	○	○	○	○			○				○	○			
	ANZEN KARIWAKU (With a Sheath)	○	○	○	○	○			○	○	○				○		
	RAZORSAW KARIWAKU			○							○	○					○
	SUPER KENRYU														○	○	○
	MEGUMI														○	○	○
	POLE SAW														○	○	○
	KOBIKI														○	○	
	TAKEHIKI NOKO													○	○		
	TAKEHIKI NOKO (With a Sheath)													○	○		
	SEIUN SAKU	○	○	○		○											
	SEIUN SAKU KOMAME	○	○	○	○	○											
	BLUE HARD	○	○	○		○											
	BLUE HARD KOMAME	○	○	○	○	○											
	RAZORSAW A, ZA	○			○		○	○							○		
	RAZORSAW DOZUKI	○	○	○											○		
	RAZORSAW DOZUKI WIDE TYPE	○	○	○											○		
	RAZOR GOLD A, ZA	○	○		○		○	○									
	TATEBIKI	○	○	○													
	SUN CHILD	○	○	○			○	○									
	Flush Cutting Saw		○												○		
	SUPER HARD	○	○	○			○										
	PROTON POWER SAW	○	○	○			○										
	RAZORSAW 05	○	○	○	○	○											

# 12 Feature

## Marking



### Laser marking not disappearing

While respecting proven manufacturing traditions, RAZORSAW is at the forefront of innovative technology. Now, all of our saws have their specifications (i.e. article name, number, blade thickness and length) permanently laser engraved on each and every blade. This means that you will always be able to identify your saw. Should you ever need to replace your saw or its blade, the information is immediately available.

## Impulse Hardening

### The secret of long blade life is here!

Impulse Hardening tempers only the surface leaving the core of the tooth flexible.



### What is Impulse Hardening ?

Impulse Hardening is the modern method of creating a saw blade with a long working life. The cutting edge is heated for 0,003~0,005 seconds by applying an electrical current at 27,12MHz. This creates a shock wave on the surface of the each tooth that hardens it to Hv900~1200. For comparison, sharpening files are only hardened to Hv800~850.

### Why do saws from other manufacturers fail?

Other manufacturers use a process that applies hardening several times or two more than one tooth. This causes uneven hardening and cracks will occur which can cause the tooth to easily break.

### We are proud to use a more sophisticated Impulse Hardening Technique.

After intensive research, our company developed an Impulse Hardening machine which leaves the tooth both durable and hard. The fundamental difference is we harden each tooth one at a time leaving the surface hard for durability and the core soft for flexibility.

## Special Surface Treatment

Our blades are treated to minimize tarnishing and rusting and increasing durability!

### What is our Special Surface Treatment? Generally speaking, it is a matter of rustproof treatment. Electroless Nickel Plating is adopted in our company.

We use the latest chemical process to plate our blades with a micro-thin nickel coating. This is accomplished without the use of an electrical current, so the plating is of a very uniform thickness. After being plated, the nickel plating enhances durability of the rust. The plating process produces such a smooth surface that adhesion of tree resins is greatly reduced and if occurs is easily washed from the blade with warm water. As you may know, rust is always a problem with steel products, particularly in humid and coastal areas. Our Special Surface Treatment helps to prevent rust and tarnish.